


## L-Bar™ 1487 vs. Bar Hanger 1287 - Mechanical performance

Bar hangers (1487 & 1287), placed through Butterfly Brackets affixed to an IC Box were tested separately under two different common mounting conditions:

- 16" center wood joists
- 24" center T-Bars

Additionally, the L-Bars were tested on 48" center T- Bars!

The testing process consisted of progressively increasing a center load, while measuring total deflection with a dial indicator. Each load was removed before additional loads were applied, ensuring that no permanent deformation occurred.



L-bars 1487 - 16" wood joist



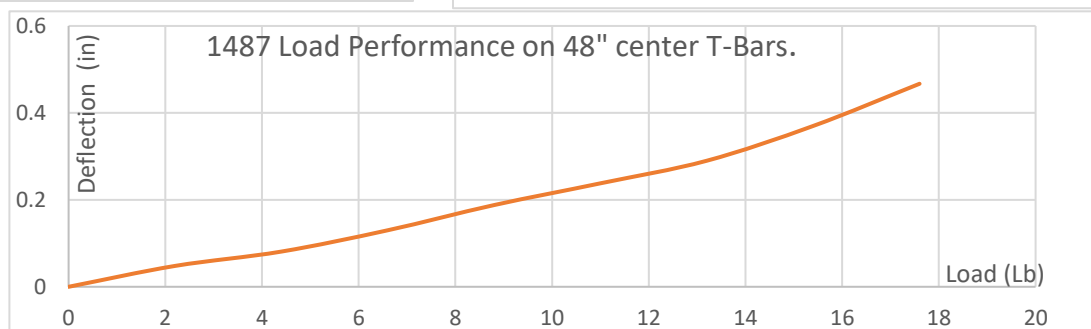
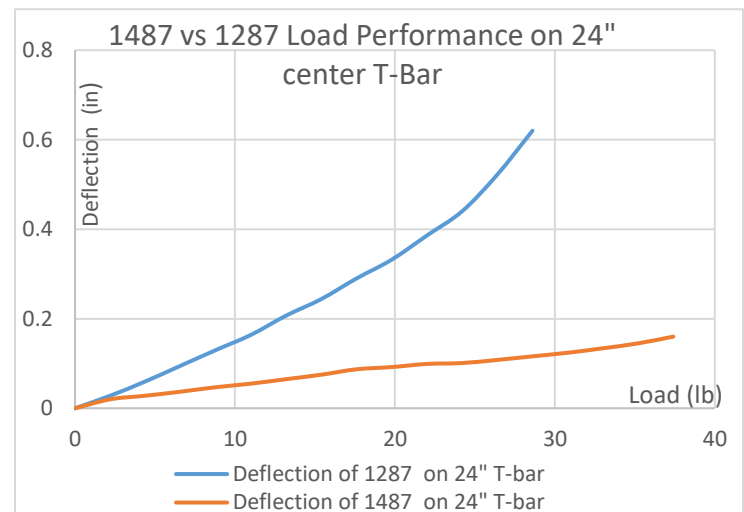
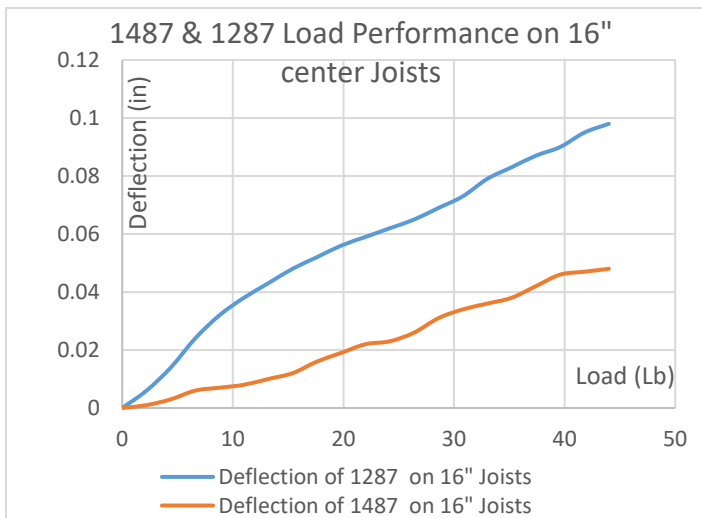
Bar Hangers 1287 - 16" wood joist



L-bars 1487 - 24" T-Bars



Bar Hangers 1287 - 24" T-Bars



### Conclusions:

- **16" Joists:** 1487s have less than half the deflection of 1287s at loads up to 45 lbs.
- **24" T-Bar:** 1487s have less than one third the deflection of 1287s up to 30 lbs, & almost 40 lb max load (33% greater than 1287s).
- **48" T-Bar:** 1487's provide a realistic solution for such spans, with a respectable capacity of almost 18 lb